

Scaled data based on original data using
LM-79-08 Approved Method: Electrical and Photometric Measurements of Solid-
State Lighting Products

Test Report Prepared for
Cooper Lighting Solutions
(formerly Eaton)

Brand: McGRAW-EDISON

Report Number: P832512

Luminaire Tested: **TTN-D0-750-U-MQ-CG**

Issue Date: 5/14/2024

Test Information

Test Method: LM-79-08
Report Number: P832512
TEST IS SCALED FROM IESNA LM-79-08 TEST DATA (G2-2312-254-13)
Test Lab: INNOVATION CENTER
Issue Date: 5/14/2024
Manufacturer: COOPER LIGHTING SOLUTIONS (FORMERLY EATON)
Product Line: McGRAW-EDISON
Catalog Number: TTN-D0-750-U-MQ-CG
Description: TOPTIER NANO LED PARKING GARAGE LUMINAIRE
5000K, 70 CRI LEDS AND MEDIUM DISTRIBUTION WITH CLEAR GLASS
Light Source: -
Ballast/Driver: -

Summary

Lumens per Lamp: N/A
Luminaire Lumens: 1232.1 lumens
Efficiency: N/A
Efficacy: 115.1 lumens/watt
Luminous Opening: Circular (Dia: 0.71' x H: 0')
IES Classification: Type V - Short
BUG Rating: B1 - U0 - G1

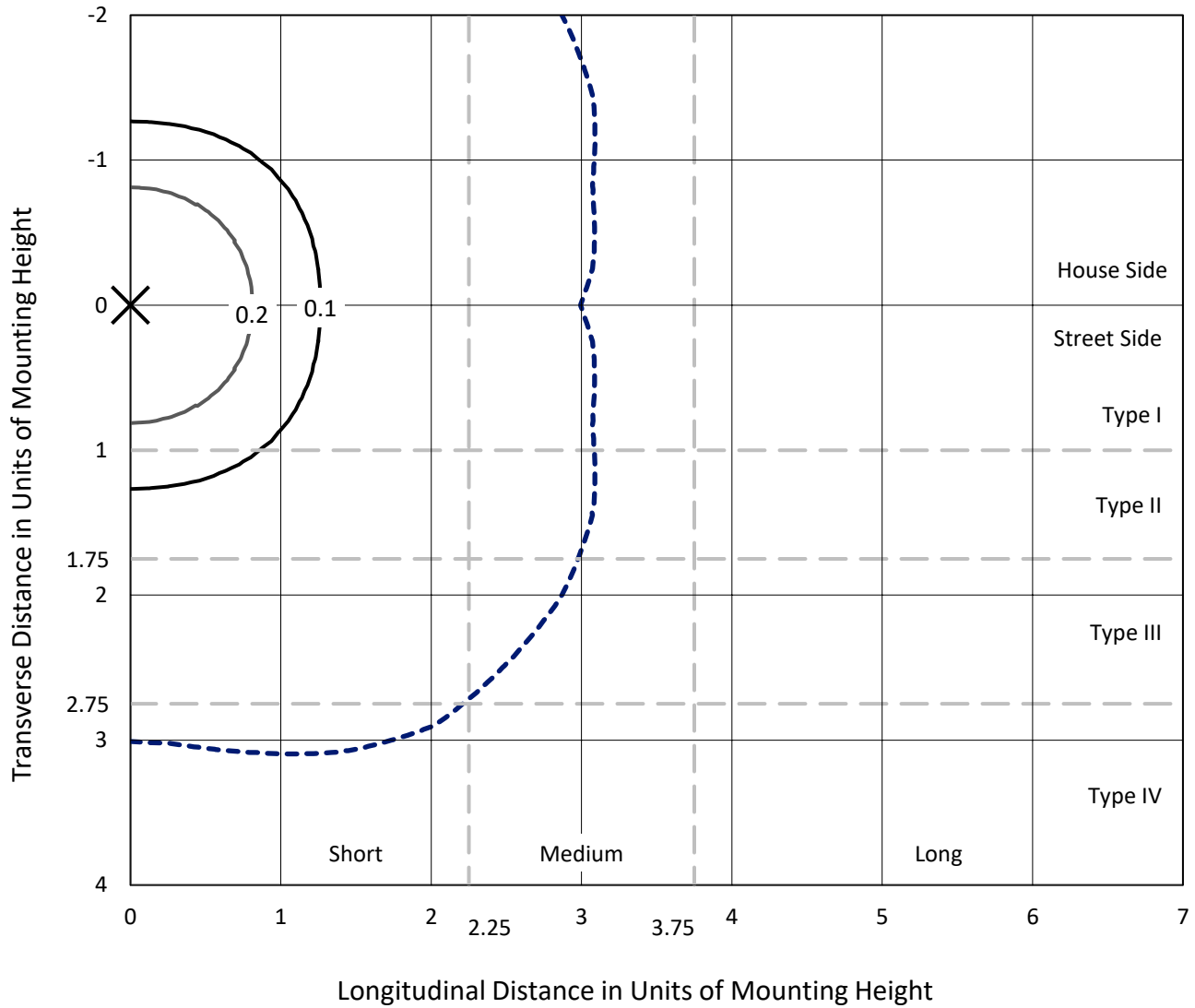
Input Watts (W): 10.7
Input Voltage (V): NR
Input Current (Ain): NR
Voltage Rise (V): NR
Power Factor: NR
Total Harmonic Distortion (THDi): NR
Frequency (hertz): 60
Stabilization Time: NR
Operation Time: NR
Ambient Temperature (°C): NR
Test Distance: 24 FT



REPORT NUMBER: P832512
 CATALOG NUMBER: TTN-D0-750-U-MQ-CG

Iso-Footcandle Lines of Horizontal Illumination

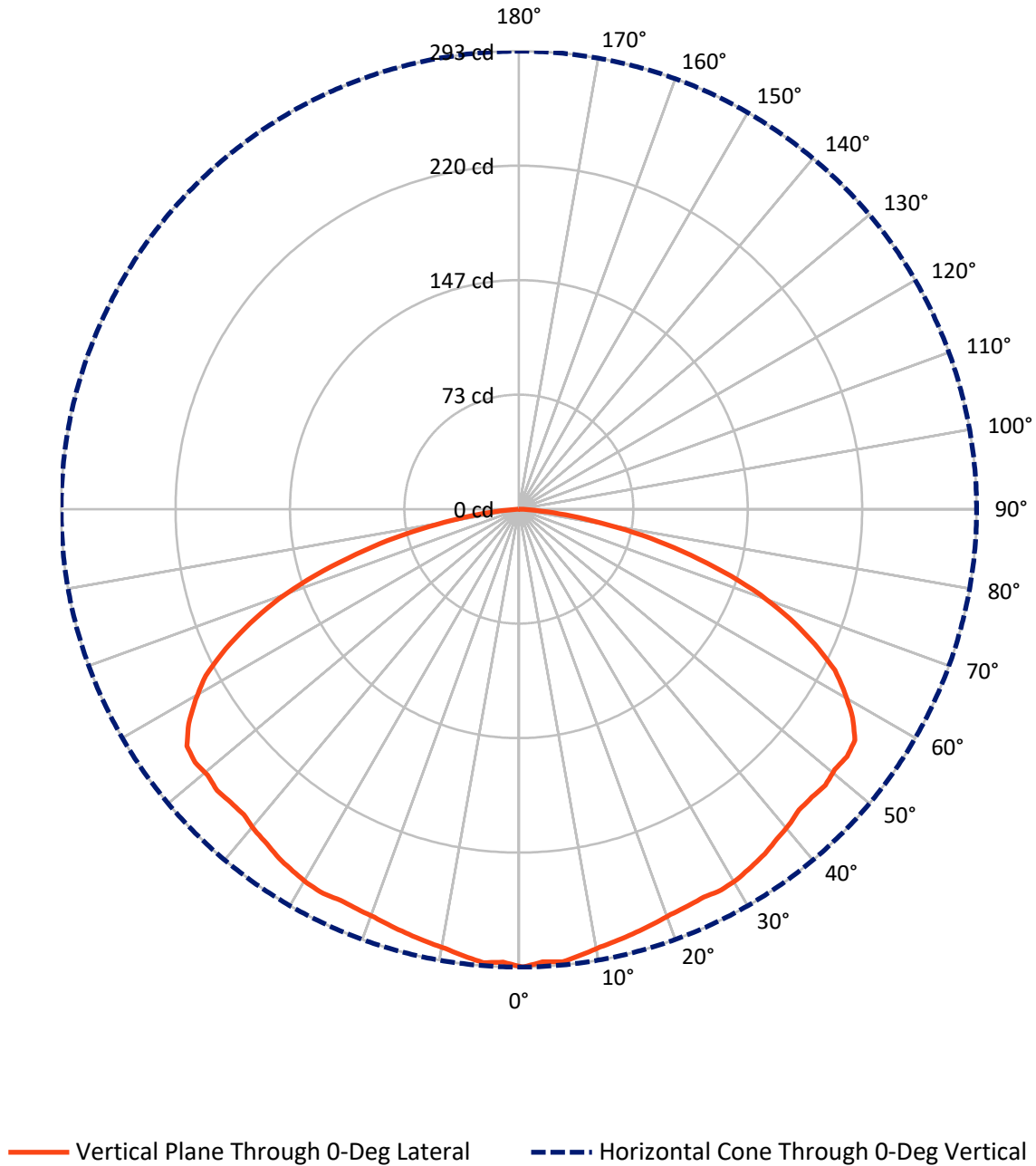
× Max cd
 - - - 1/2 Max cd



Based on 25 foot mounting height. Maximum calculated value = 0.5 fc
 Type V - Short - N/A

REPORT NUMBER: P832512
CATALOG NUMBER: TTN-D0-750-U-MQ-CG

Luminous Intensity Polar Plot



REPORT NUMBER: P832512
 CATALOG NUMBER: TTN-D0-750-U-MQ-CG

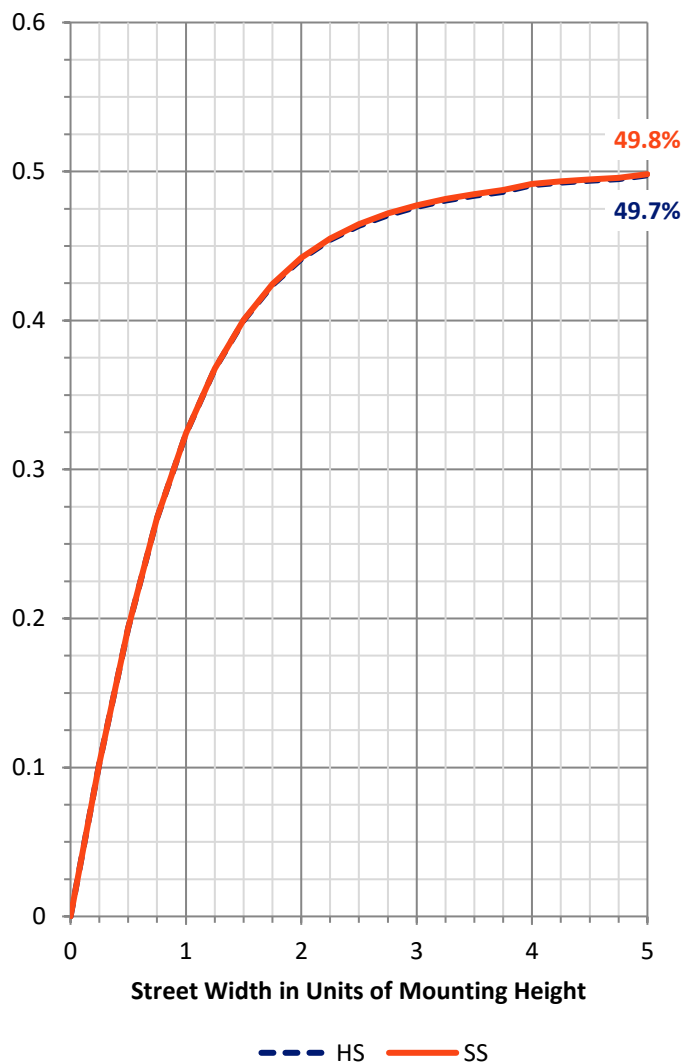
FLUX DISTRIBUTION:

		Downward	Upward	Total
House Side	Lumens	616.0	0.0	616.0
	% Fixture	50.0	0.0	50.0
Street Side	Lumens	616.0	0.0	616.0
	% Fixture	50.0	0.0	50.0
Total	Lumens	1232.1	0.0	1232.1
	% Fixture	100.0	0.0	100.0

ZONAL LUMENS:

Zone	Lumens	% Fixture
0°-10°	27.5	2.2
10°-20°	79.6	6.5
20°-30°	128.1	10.4
30°-40°	171.1	13.9
40°-50°	207.9	16.9
50°-60°	241.6	19.6
60°-70°	222.9	18.1
70°-80°	130.4	10.6
80°-90°	22.9	1.9
90°-100°	0.0	0.0
100°-110°	0.0	0.0
110°-120°	0.0	0.0
120°-130°	0.0	0.0
130°-140°	0.0	0.0
140°-150°	0.0	0.0
150°-160°	0.0	0.0
160°-170°	0.0	0.0
170°-180°	0.0	0.0
0°-90°	1232.1	100.0
0°-180°	1232.1	100.0

Coefficient of Utilization



REPORT NUMBER: P832512

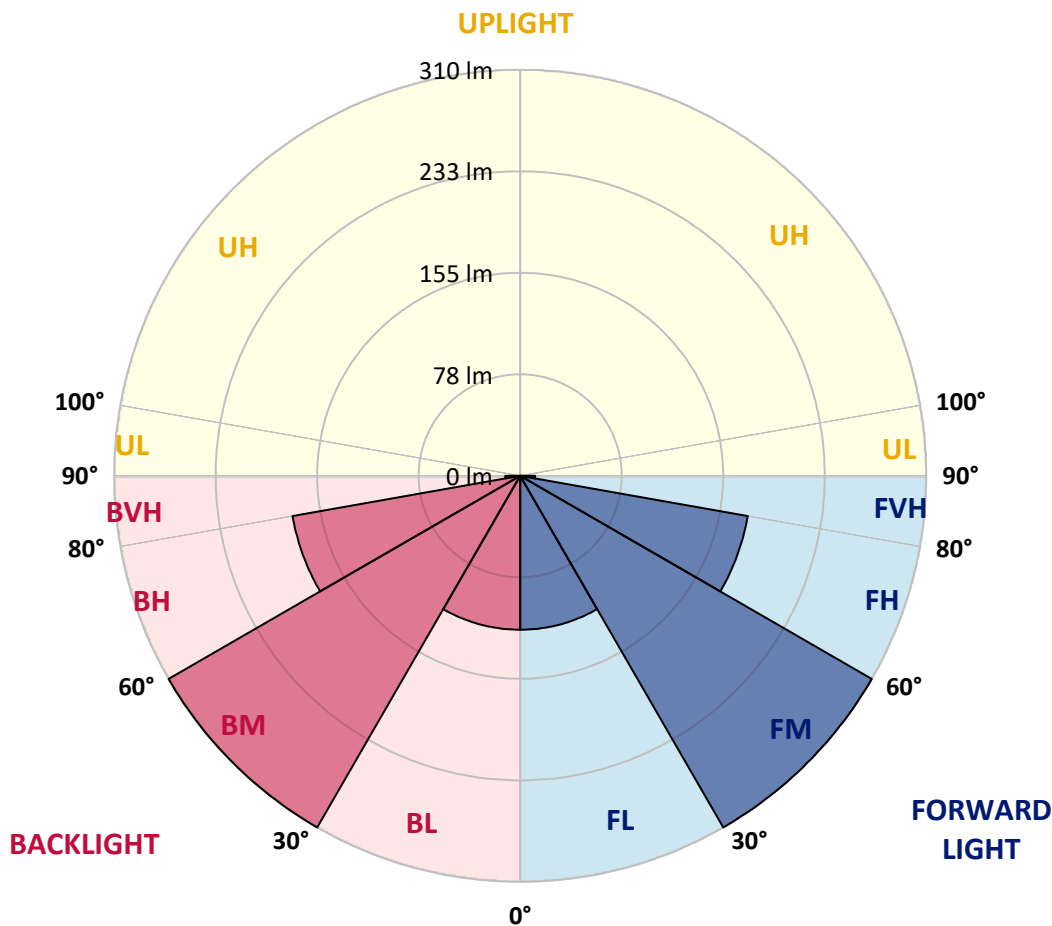
CATALOG NUMBER: TTN-D0-750-U-MQ-CG

LUMINAIRE CLASSIFICATION SYSTEM LUMEN TABLE AND BUG RATING:

Zone	Lumens	% Fixture	Zone Rating/Lumen Limit		
			B	U	G
FL (0°-30°)	117.6	9.5			
FM (30°-60°)	310.3	25.2			
FH (60°-80°)	176.7	14.3			G0/660
FVH (80°-90°)	11.4	0.9			G1/100
BL (0°-30°)	117.6	9.5	B1/500		
BM (30°-60°)	310.3	25.2	B1/1000		
BH (60°-80°)	176.7	14.3	B1/500		G0/660
BVH (80°-90°)	11.4	0.9			G1/100
UL (90°-100°)	0.0	0.0		U0/0	
UH (100°-180°)	0.0	0.0		U0/0	

BUG Rating: B1-U0-G1

Type V Short





REPORT NUMBER: P832512
 CATALOG NUMBER: TTN-D0-750-U-MQ-CG

CANDELA DISTRIBUTION (FULL):

	0°	5°	15°	25°	35°	45°	55°	65°	75°	85°	90°
0°	293.1	293.1	293.1	293.1	293.1	293.1	293.1	293.1	293.1	293.1	293.1
2.5°	290.1	291.1	290.1	290.1	290.1	290.1	290.1	290.1	290.1	290.1	291.1
5°	291.1	291.1	291.1	291.1	290.1	290.1	290.1	290.1	290.1	291.1	291.1
7.5°	288.1	288.1	288.1	288.1	288.1	287.1	288.1	288.1	288.1	288.1	288.1
10°	285.1	285.1	285.1	285.1	285.1	285.1	285.1	285.1	285.1	285.1	285.1
12.5°	283.1	283.1	283.1	283.1	283.1	283.1	283.1	283.1	283.1	282.1	282.1
15°	281.1	281.1	281.1	281.1	282.1	282.1	281.1	281.1	281.1	281.1	281.1
17.5°	279.1	279.1	279.1	279.1	280.1	280.1	280.1	279.1	279.1	279.1	279.1
20°	277.1	277.1	277.1	277.1	278.1	278.1	278.1	278.1	278.1	277.1	277.1
22.5°	276.1	276.1	276.1	276.1	277.1	277.1	277.1	277.1	276.1	276.1	276.1
25°	275.1	276.1	276.1	276.1	277.1	278.1	278.1	277.1	276.1	275.1	275.1
27.5°	276.1	276.1	276.1	277.1	277.1	278.1	278.1	277.1	276.1	276.1	276.1
30°	275.1	275.1	275.1	276.1	277.1	278.1	277.1	277.1	276.1	275.1	275.1
32.5°	273.1	273.1	274.1	275.1	276.1	276.1	276.1	275.1	274.1	273.1	273.1
35°	271.1	271.1	271.1	272.1	274.1	274.1	274.1	273.1	272.1	271.1	270.1
37.5°	268.1	269.1	269.1	271.1	272.1	273.1	272.1	271.1	269.1	268.1	268.1
40°	266.1	266.1	267.1	269.1	271.1	271.1	270.1	269.1	267.1	266.1	266.1
42.5°	263.1	263.1	265.1	267.1	270.1	270.1	269.1	267.1	265.1	263.1	263.1
45°	263.1	263.1	265.1	269.1	271.1	273.1	271.1	269.1	265.1	263.1	262.1
47.5°	264.1	264.1	266.1	271.1	275.1	277.1	274.1	270.1	266.1	264.1	263.1
50°	262.1	263.1	267.1	272.1	277.1	278.1	277.1	271.1	267.1	262.1	262.1
52.5°	263.1	263.1	268.1	276.1	281.1	283.1	281.1	276.1	267.1	262.1	262.1
55°	261.1	260.1	267.1	276.1	284.1	288.1	284.1	276.1	266.1	260.1	259.1
57.5°	252.1	252.1	261.1	270.1	280.1	282.1	279.1	270.1	260.1	252.1	250.1
60°	240.1	241.1	250.1	260.1	269.1	270.1	268.1	260.1	250.1	241.1	238.1
62.5°	227.1	229.1	238.1	248.1	259.1	261.1	258.1	248.1	236.1	230.1	225.1
65°	208.1	211.1	221.1	232.1	244.1	243.1	243.1	231.1	222.1	212.1	207.1
67.5°	187.1	190.1	197.1	212.1	222.1	221.1	220.1	212.1	197.1	190.1	187.1
70°	164.1	166.1	173.1	188.1	197.1	198.1	195.1	187.1	173.1	168.1	163.1
72.5°	137.0	138.0	148.0	160.0	169.1	168.1	167.1	160.0	147.0	142.0	136.0
75°	108.0	109.0	118.0	129.0	136.0	135.0	134.0	129.0	118.0	112.0	107.0
77.5°	81.0	80.0	89.0	97.0	101.0	102.0	100.0	96.0	88.0	83.0	80.0
80°	53.0	52.0	60.0	66.0	69.0	69.0	68.0	65.0	59.0	55.0	53.0
82.5°	30.0	29.0	34.0	38.0	41.0	40.0	39.0	37.0	34.0	31.0	29.0
85°	11.0	11.0	14.0	16.0	18.0	18.0	17.0	16.0	13.0	12.0	11.0
87.5°	1.0	1.0	2.0	3.0	3.0	3.0	2.0	2.0	1.0	1.0	1.0
90°	0.0	0.0	0.0	0.0	0.0	0.0	0.0	0.0	0.0	0.0	0.0

(END OF REPORT)